


Unlock the power
in your microscope




FocusLock™ — Image Enhancement Software

Why
look
at
this
→



when
you
can
see
this
→




FocusLock™ is the latest software technology for producing blur-free images from a microscope or video inspection system. When using a microscope to inspect a three-dimensional object, only a section of the object is in focus at one time, since the different parts are at varying distances to the lens. FocusLock™ overcomes that limitation and allows you to see the entire object in focus at the same time. As the user adjusts the focus knob on the microscope, FocusLock™ collects the in-focus image for each location on the object, and instantly combines them to produce an image of unparalleled clarity.

FocusLock™ is currently available as part of Video Vu-R™, the low-cost video display and capture package from Zarbeco, LLC. For less than the cost of most capture boards, Video Vu-R™ provides all the tools needed to display, capture and enhance the live video image.

For software developers, FocusLock™ may be added to their current products. Available as a software component or a stand-alone program, FocusLock™ technology can be incorporated with minimal modifications.


Contact Zarbeco, LLC to discuss your specific requirements.

BGA
solder
ball
image



Becomes

with
Focus
Lock



zarbeco, LLC.
creative imaging solutions
12 Ridge Road, Randolph, NJ 07869 USA
Phone: 973-989-2673 Fax: 973-989-2674
sales@zarbeco.com www.zarbeco.com

See movies of FocusLock™ in action at www.FocusLock.com.